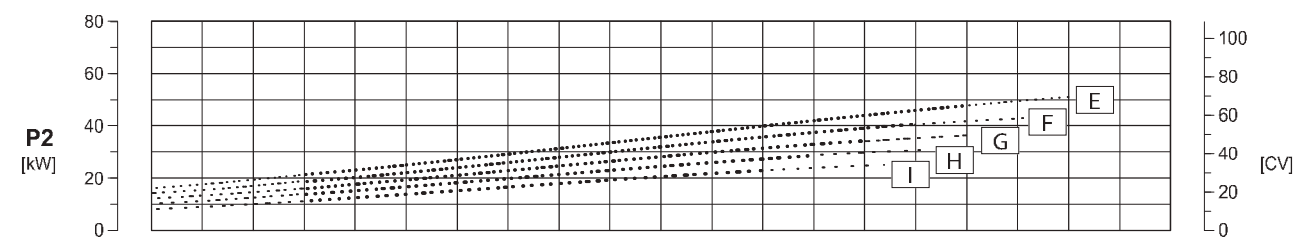
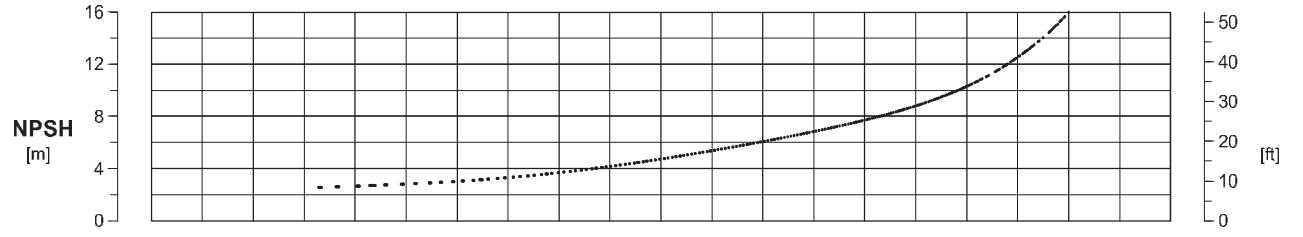
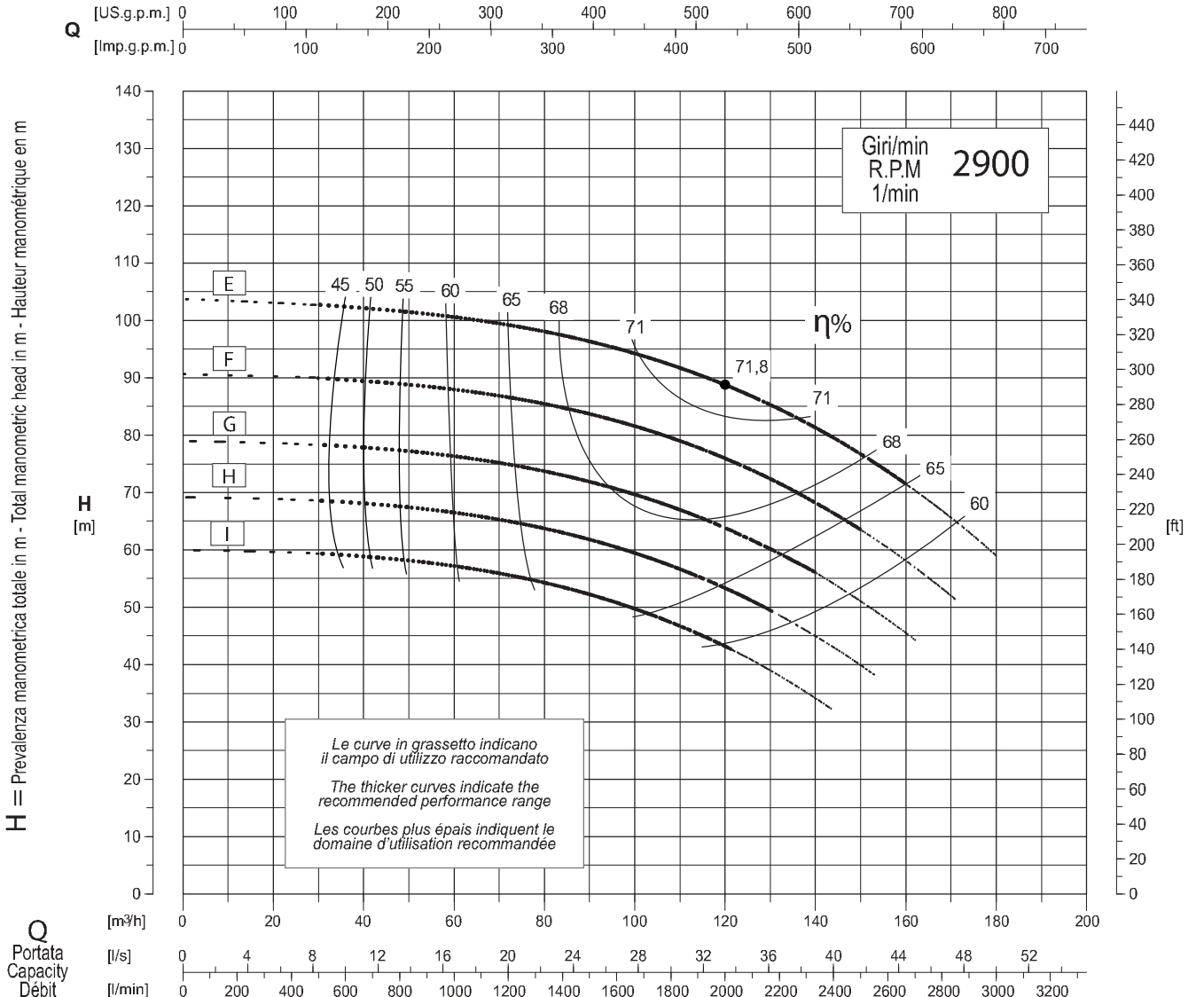




Chiudi documento

Caratteristiche - Performances - Caractéristiques

Pompa tipo **S3NR65-250** Aspir. X Mand. Inlet X Outlet **80 x 65**
 Pump type **S3NR65-250** Aspir. X Refoul. Inlet X Outlet **80 x 65**



η% Rendimento della pompa / Pump efficiency / Rendement de la pompe

Tolleranze: **9906 Annex A**
 Tolerances: **9906 Annex A**
 Tolérances: **9906 Annex A**

Curve per liquidi aventi densità 1000 kg/m³ - viscosità 1 mm²/s alla temperatura di 20°C
 Curves established for liquids density 1000 kg/m³ - viscosity 1 mm²/s - temperature 20°C
 Courbes établies pour liquides densité 1000 kg/m³ - viscosité 1 mm²/s - température 20°C

Possibili aggiornamenti senza preavviso - Revision possible without prior notice - Mises à jour éventuelles sans préavis